



Air Conditioning

SUBMITTAL DATA SHEET

MODEL: Cooling Only 60Hz - RXQ24TAYM

PROJECT NAME:

Location:	Approval:
Engineer:	Date:
Submitted to:	Construction:
Submitted by:	Unit #:
Reference:	Drawing #:

FEATURES AND BENEFITS

Large Capacity unit. A single Cooling Only VRV IV outdoor unit (RXQ-TA) capacity ranges from 6 HP to 20 HP in increments of 2 HP, and the capacity of a triple outdoor unit system is up to 60 HP.

Highly-integrated Daikin VRV IV system (RXQ-TA) offers compact outdoor units to achieve maximum utilization of space in modern buildings. Can be transported easily by elevator.

VRV IV outdoor unit (RXQ-TA) has been achieved high external static pressure up to 78.4 Pa*, ensuring the efficient heat dissipation and stable operation of equipment in either hierarchical or intensive arrangement.

Higher Coefficient of Performance (COP) delivers highly efficient performance, contributing to high energy savings. Savings are specially improved during low load operation due to Daikin's own unique VRT technology automatically adjusts refrigerant temperature to individual building and climate requirement, thus further improving annual energy efficiency and maintaining comfort.

High-efficiency DC Inverter Scroll Compressor with high-pressure and low-pressure chambers, which can dramatically enhance compression efficiency by making full use of the compression chamber.

Integrated 4-side heat exchanger ensures the high efficiency and energy saving of Daikin VRV IV system. Effective heat exchange area of a VRV IV heat exchanger module is over 200 m², 2.7 times larger than that of VRV III system.

State-of-the-Art energy Saving Technology for VRV system, during cooling, the refrigerant evaporating temperature (Te) is raised to minimize the difference with the condensing temperature. Compressors work less, and this reduces power consumption.

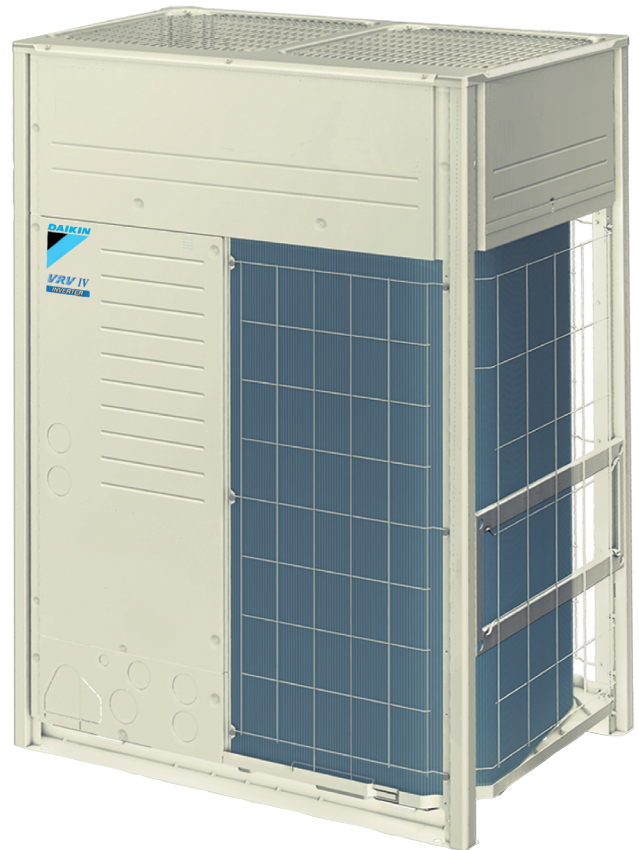
New generation intelligent control main PC board with SMT packaging that improves the anti-clutter performance and protects your computer boards from the adverse effect of sandy and humid weather.

Simplified commissioning and after-sales service

Lower operation sound, double backup operation functions, more accurate test operation and stable system, easy maintenance.

EXTERNAL APPEARANCE

VRV IV



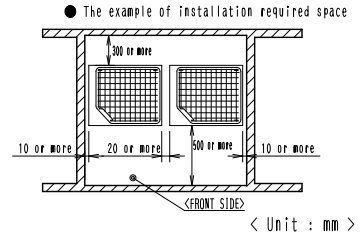
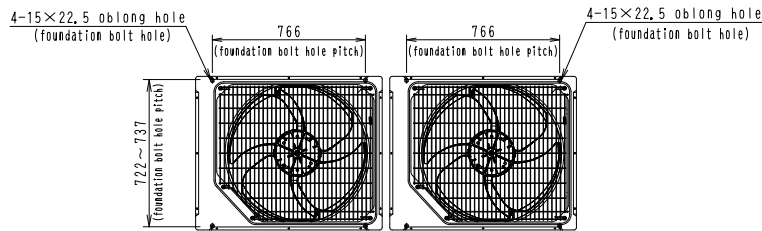
INVERTER **R-410A**



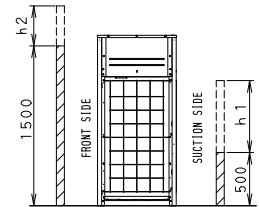
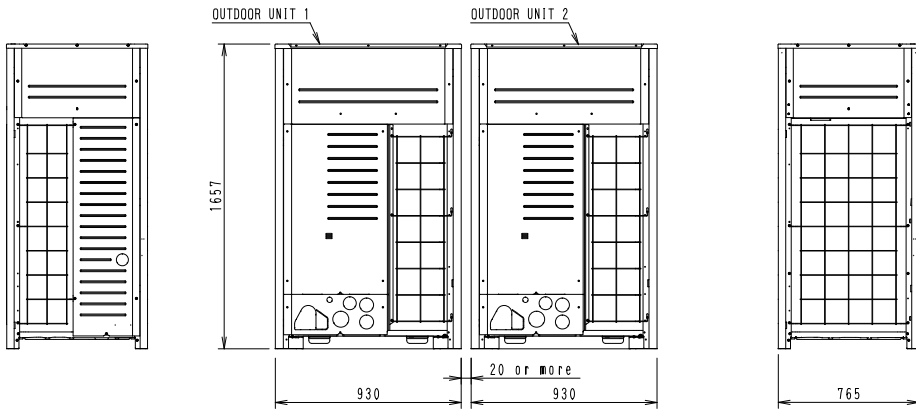
SPECIFICATIONS

Model Name		RXQ24TAYM (RXQ12TAYM+RXQ12TAYM)	
Power Supply		3 phase, 380-415/380 V, 50/60 Hz	
*1 Cooling Capacity	kcal/h	57,600	
	Btu/h	229,000	
	kW	67,0	
Casing Color		Ivory white (5Y7.5/1)	
Dimensions: (AlxAxAnxProf)		mm	(1,657×930×765)+(1,657×930×765)
Heat Exchanger		Cross fin coil	
Compressor	Type	Hermetically sealed scroll type	
	Motor Output× Number of Units	kW	(5.2×1)+(5.2×1)
	Starting Method		Soft start
Fan	Type	Propeller fan	
	Motor Output	kW	(0.5×1)+(0.5×1)
	Airflow Rate	m ³ /min	178+178
	Drive		Direct drive
Connecting Pipes	Liquid Pipe	mm	φ15.9 C1220T (Brazing connection)
	Gas Pipe	mm	φ34.9 C1220T (Brazing connection)
Mass		kg	195+195
*2 Sound Pressure Level		dB(A)	62
Safety Devices		High pressure switch, Fan driver overload protector, Over current relay, Inverter overload protector	
Capacity Control		%	8-100
Refrigerant	Refrigerant Name		R410A
	Charge	kg	6.3+6.3
	Control		Electronic expansion valve
Refrigerator Oil		Refer to the nameplate of compressor	
Standard Accessories		Installation manual, Operation manual, Connection pipes, Clamps	
Drawing No.	Specifications		—
	Sound level		C: 4D103820
<p>Notes:</p> <p>*1. Indoor temp.: 27°CDB, 19°CWB / outdoor temp.: 35°CDB / Equivalent piping length: 7.5m, level difference: 0m.</p> <p>*2. Anechoic chamber conversion value, measured at a point 1 m in front of the unit at a height of 1.5m.</p> <p>*3. During actual operation, these values are normally somewhat higher as a result of ambient conditions.</p> <p>4. Refer to Capacity Tables for the power input (PI) (Compressor + Outdoor fan motor).</p>			

DIMENSIONS



- Note: 1. For the wall height of the example for this installation required space are, Front side: 1500 mm, Suction side: 500 mm, Lateral side: No height limitation. This installation required space example has the standard of cooling operation at outdoor air temperature 35°C. In case the temperature is over 35°C of designed outdoor air temperature, or there is much heat load on all outdoor unit which its operation load is over the maximum capacity, make sure to enlarge the suction side space to be more than the value details which specified in drawing.
2. In case of it is over the wall height as specified, make sure to add each dimension h2/2, h1/2 or more to the front side, suction side space as below diagram.
3. When installation, select the most suitable pattern of installation service space adapt to field space by considering pathway, ventilation.
4. For front side space, make sure to install by considering the necessary space for refrigerant piping construction at the field.



SYSTEM NAME	OUTDOOR UNIT 1	DWG. NO.	OUTDOOR UNIT 2	DWG. NO.
RXQ22TA	RXQ10TA	3D084511	RXQ12TA	3D084511
RXQ24TA	RXQ12TA	3D084511	RXQ12TA	3D084511

Unit: mm

C:3D084457D